



Welcome!

Welcome to your trial of Silo for Research, the easy-to-use platform to conduct online research. Leading organizations use Silo for Research to ensure investigations and research are conducted securely and safely, without putting investigators or analysts at risk.


This guide contains information intended to assist in getting up and running quickly, and additional information is available from support.authentic8.com.

Why Use Silo?

When analysts don't conceal their identities and affiliations, their research targets can get suspicious, block the investigators from accessing needed resources, change their location or disappear altogether — even threaten retribution against the analyst and their organizations.

Silo for Research allows you to manage your digital fingerprint. Beyond anonymity, the platform empowers analysts to blend in with the crowd including altering the attributes of their physical location, user agent string (i.e., device, OS and browser type), time zone and language.

In addition to the security of complete isolation from all web-borne threats and full web anonymity, Silo for Research provides analysts with an integrated suite of workflow productivity tools — from analyzing page content, links and source data; to a safe way of manipulating and storing toxic files and inappropriate content off-network; and webpage translation, capture and annotation capabilities.



Getting Started

Login

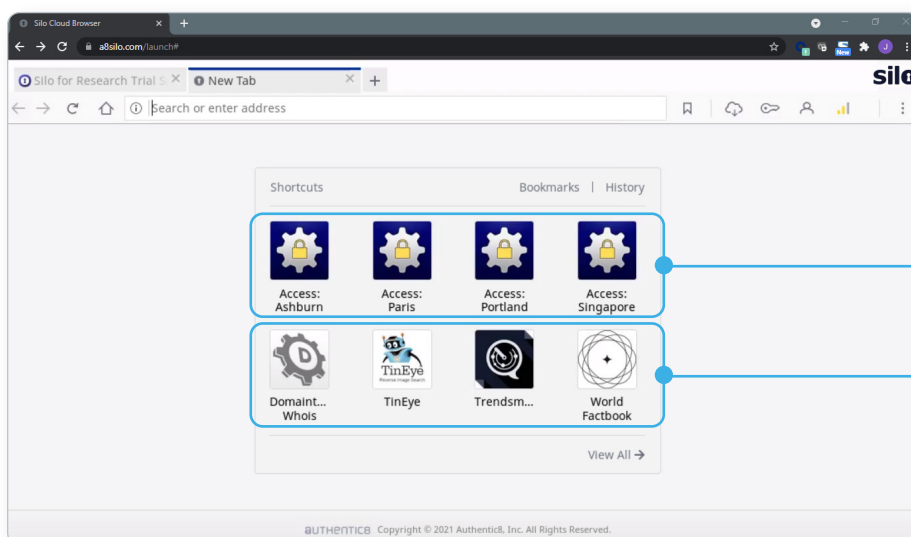
1. Visit <http://www.a8silo.com> and click the “Launch” icon
2. Log in using the email address you provided to register for the trial account along with the temporary password provided to you in the welcome email. Your first login will prompt you to set up a security PIN
 - PINs must be 4-8 digits
 - Enter your PIN by typing the letter displayed next to each number in PIN
 - Letters rotate each time a number is entered for security
3. A splash page should open in Silo for Research’s first tab with helpful information regarding your trial, as well as a link back to this guide
4. Open a new tab to see shortcuts and start exploring the solution

Launching a Managed Attribution Browsing Session

When you sign into the Silo Platform, you are presented with a landing page of helpful information residing within a fully isolated cloud-based browser. While this default browser is useful for general purpose browsing, note that you are not yet in the Silo for Research investigation platform.

To launch a Silo for Research managed attribution session, you must select a region-specific internet research shortcut. You’ll notice this browser looks noticeably different, with a dark color scheme and incorporates helpful research workflow features covered in more detail below.

Key Features and Extensions



SELECT A RESEARCH REGION:

To begin misattributable research, select a shortcut appropriate for your region or topic of research. For example, if you want to view local trends, news and data in Asia, select the **Access Singapore** shortcut to open a session.

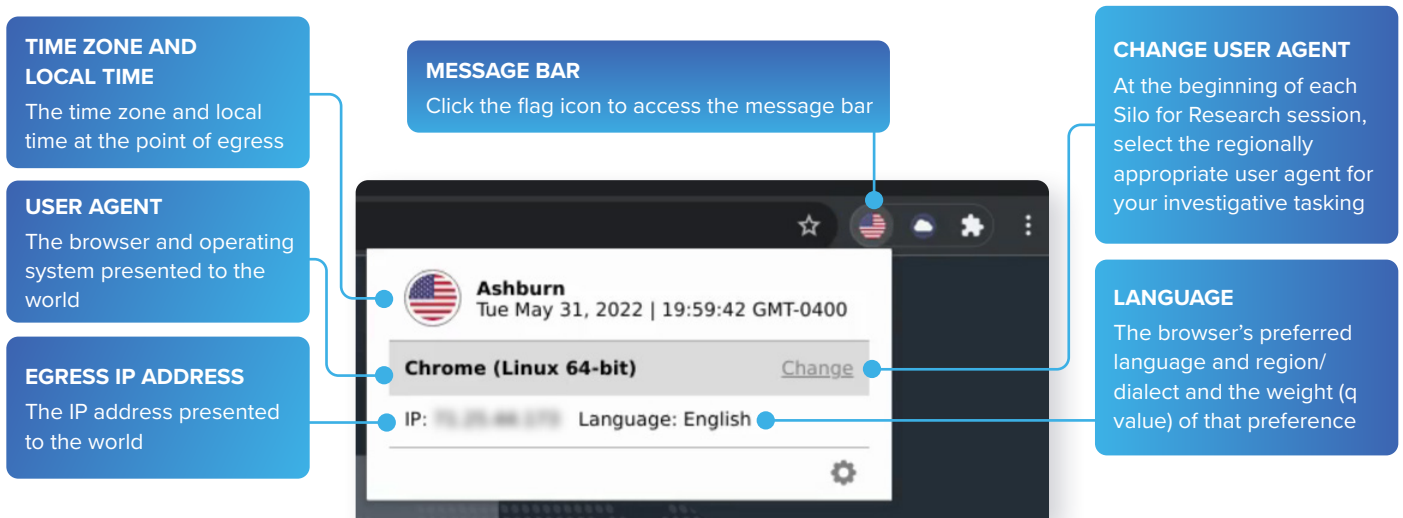
TOOL SHORTCUTS:

Silo users can configure shortcuts for quick access to frequently used websites and services. To get you started, the default configuration includes several websites frequently used by researchers and investigators.

Below is a list of Silo for Research features enabled with your trial. To see more of the solution's rich functionality, [contact](#) an Authentic8 representative.

Message Bar

To display various pieces of information about your current Silo for Research session, click the flag in the upper right corner of the window. This will display the message bar and allow you to manage your online appearance by customizing your user agent string.



TRADECRAFT TIP

- Check the message bar as a reminder of your current egress location, especially when managing multiple investigations
- Change the user agent at the beginning of each Silo for Research session; changing during a session could raise your profile to tracking
- Use a regionally appropriate location and browser

Secure Storage

Rather than transferring untrusted content to your computer, downloads from websites are saved in Silo's encrypted cloud-based storage — allowing you to view and interact with downloaded files without worry. During the free trial period, downloads to the local computer are blocked by policy, but can be enabled in typical installations.

PERSONAL STORAGE
Only accessible by your user account

SHARED STORAGE
Accessible by all members of your team, as determined by your Silo administrator; multiple shared cloud drives can be configured

TRANSFERRING FILES
Files in secure storage can be saved to your local machine from the initial Silo browser; click the **Storage Manager** button, select the file and then click **Download**

Screenshot and Annotation

Silo can capture webpages in a variety of manners: the entire page (includes scrolling), the visible portion of the page, a selected area or a specific page element. This capture can then be annotated and/or copied to the clipboard or saved to secure storage. All of this enables you to capture relevant research information for preservation and sharing.

ENTIRE PAGE
Automatically scrolls the loaded page and captures the entire page in one screenshot

VISIBLE PAGE
Captures the portion of the webpage currently visible

SELECTED AREA
Provides a box to select the desired portion of the webpage

PAGE ELEMENT
Captures a specific HTML element within the page

ANNOTATE
Draw attention to areas of the screenshot by inserting highlights and text.

RESCALE / RESIZE
Focus the screenshot on the area of interest.

TAG SCREENSHOT
Add the URL and timestamp to the screenshot output file for reference.

SAVE SCREENSHOT
Save the screenshot to Secure Storage for later use or sharing with your team

COPY SCREENSHOT
Saves the screenshot to the system's clipboard to be pasted elsewhere

TRADECRAFT TIP

When saving a screenshot, select the option to annotate with both the URL and date/time stamp. This will help you find the page again and document the source of the image.

Translation

Silo can translate webpages using the Translation feature. This extension will detect the page's language and automatically select English. When translated, the original text will be replaced with text in the selected language. Specific blocks of entered text can also be translated to help with searching in the page's primary language.

Importantly, Silo cloaks your intent by performing translation using an out-of-band connection to our translation service. This helps ensure that your online behavior blends in with other users visiting the webpage, as the website owner will not know that you requested translation.

TRADECRAFT TIP

Translation is an important part of research tradecraft, as using a webpage's English option may return an entirely different version of the webpage and alert the host that an English-language user is collecting information.

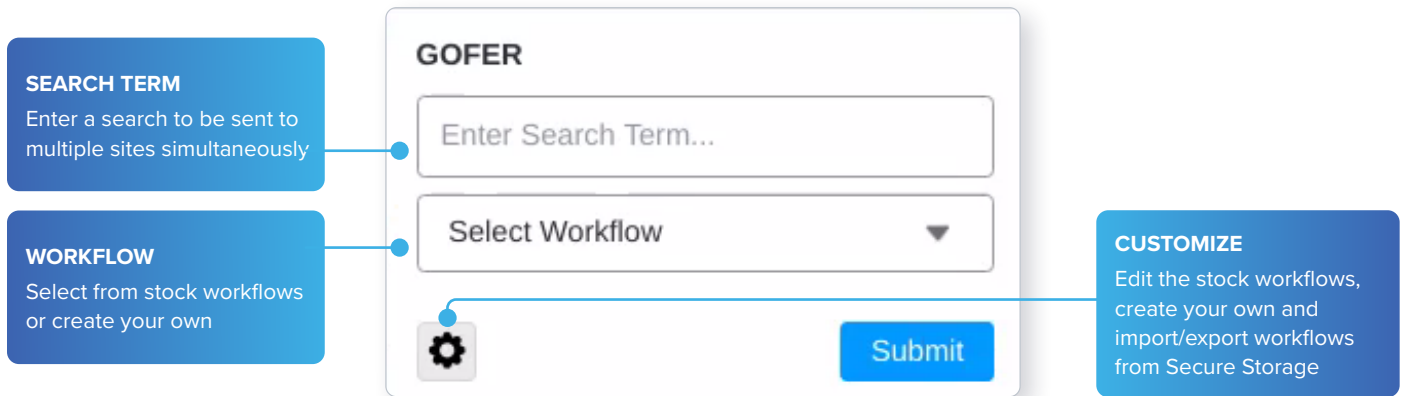
The image shows a browser window with the Silo Translate extension overlay. The extension has a 'Translate Page' button, a dropdown menu for the original language (set to 'Chinese (Simplified)'), and a dropdown menu for the translated language (set to 'English'). A 'Translate Specific Text' input field is also visible. Callout boxes provide detailed information about each feature.

- TRANSLATE PAGE**
Existing text on the page will be replaced with translated text
- TRANSLATE SPECIFIC TEXT**
Type or paste a block of text to translate. This allows you to use the original language when searching websites
- TRANSLATED LANGUAGE**
Defaults to English, but can be changed to any available language
- ORIGINAL LANGUAGE**
Although autodetected, double check that the initial language is correct before translation

Gofer: Multi-Site Search Capability

Gofer is a built-in federated search capability that can query multiple websites and search engines simultaneously, each opening in a separate tab. Default workflows are included, but you can create custom workflows that can be saved and shared among team members through Silo's Secure Storage.

Creating team workflows is a great way to increase analyst efficiency and standardize searches across research projects.



Silo for Research is an integrated solution for conducting secure and anonymous web research, evidence collection and data analysis from the surface, deep and dark web. It's built on Authentic8's patented, cloud-based Silo Web Isolation Platform, which executes all web code in a secure, isolated environment that is managed by policy, providing protection and oversight of all web-based activity.

+1 877-659-6535
www.authentic8.com

